



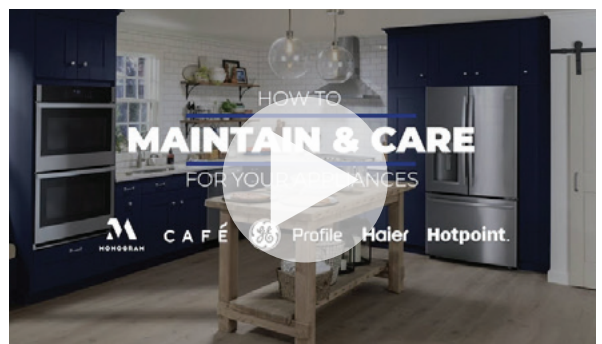
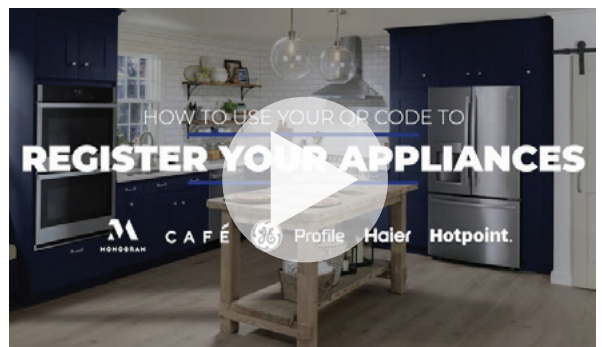
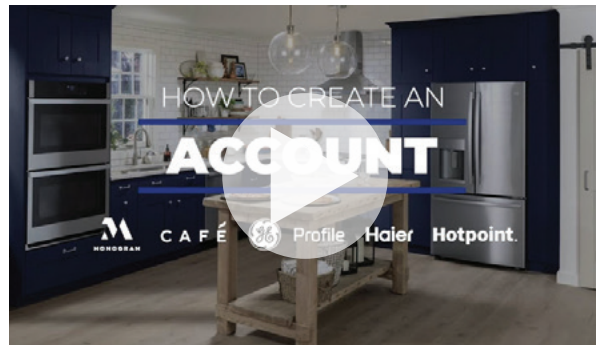
How to create a profile:

1. Scan any QR Code or go to Geappliances.com
2. Click Account
3. Click "Create an account"
(or sign in with your Google or Facebook accounts)

How to register Appliance (Product) under your account:

1. Log into your account
2. Click "Register Your Appliance"
3. Enter the Model Number for the first appliance you are registering
4. Enter the Serial Number
5. Enter the Installation Date (Settlement Date)
6. Click "Add Another Product" to add additional appliances, or "Continue" when finished

Please direct all appliance questions to GE Customer Service at 877-882-8453. Select Option 2.



GE OWNER SUPPORT

**CUSTOMER CARE
WARRANTY REQUEST**